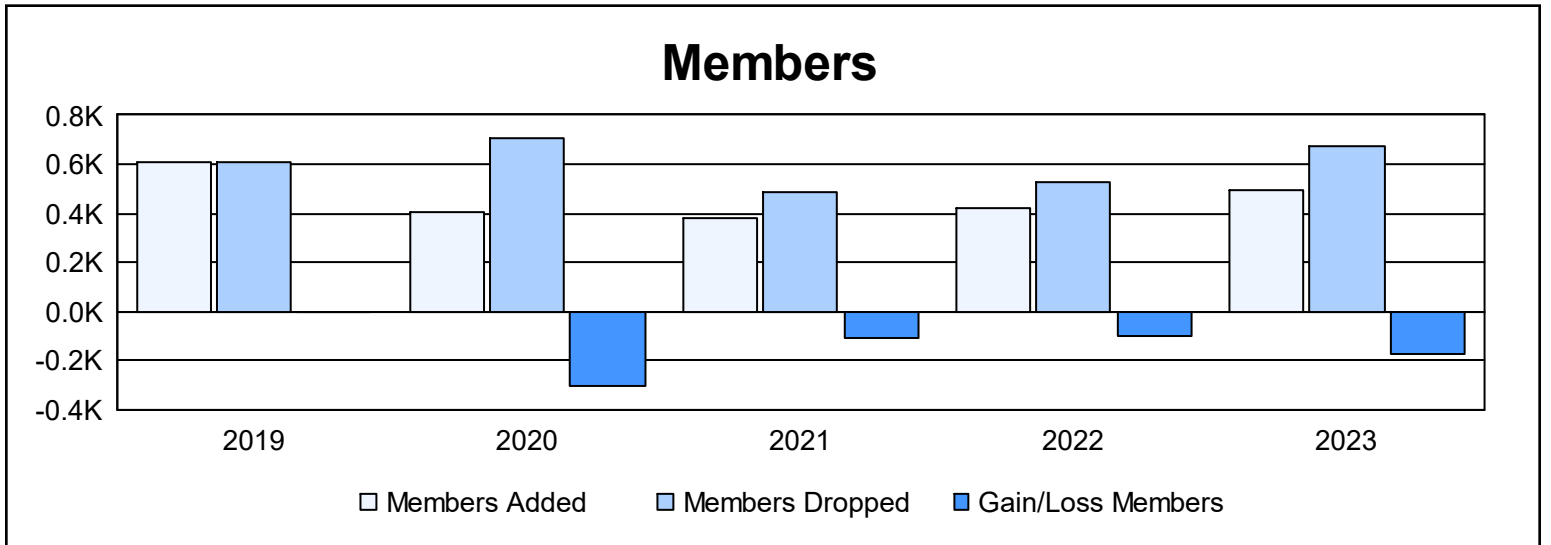
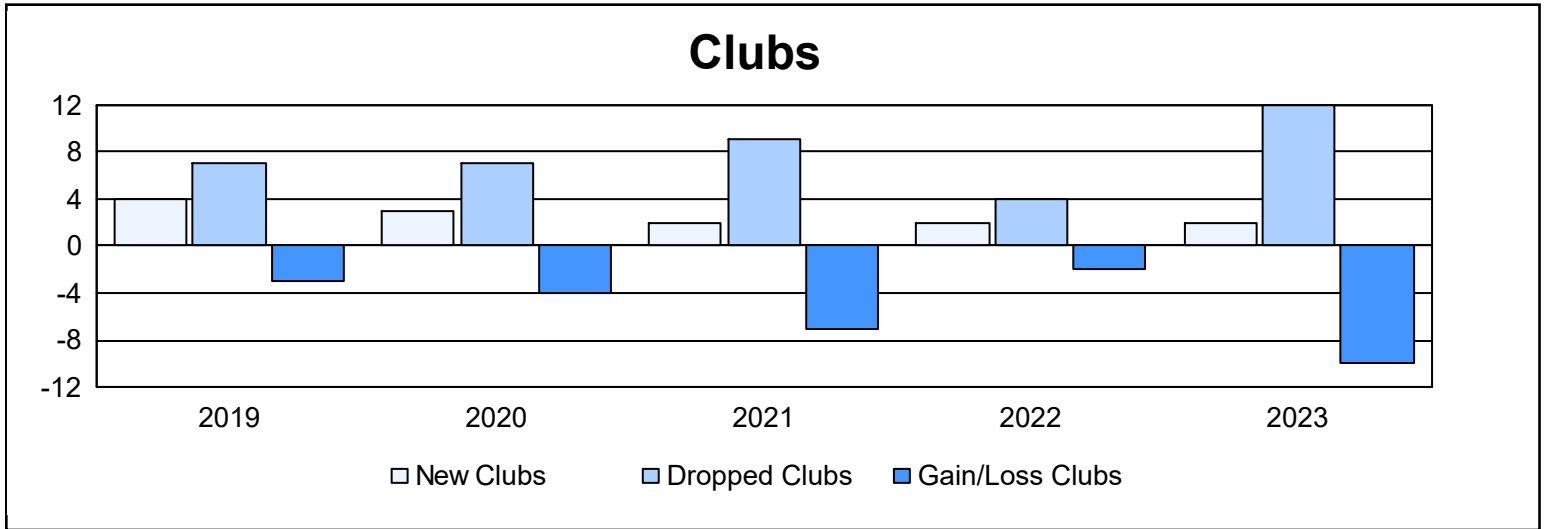
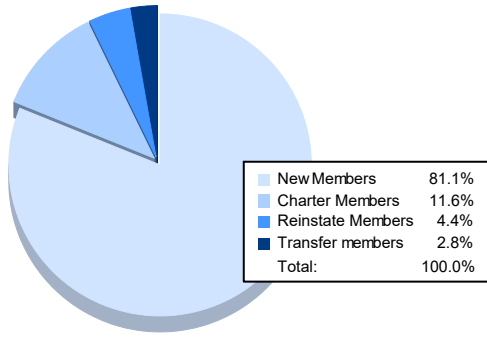


| Year           | New Clubs | Dropped Clubs | Gain/ Loss Clubs | New Members | Charter Members | Reinstate Members | Transfer Members | Total Member Added | Total Members Dropped | Gain/ Loss Members |
|----------------|-----------|---------------|------------------|-------------|-----------------|-------------------|------------------|--------------------|-----------------------|--------------------|
| 2018-2019      | 4         | 7             | -3               | 427         | 102             | 46                | 33               | 608                | 610                   | -2                 |
| 2019-2020      | 3         | 7             | -4               | 249         | 78              | 60                | 20               | 407                | 707                   | -300               |
| 2020-2021      | 2         | 9             | -7               | 247         | 54              | 60                | 19               | 380                | 485                   | -105               |
| 2021-2022      | 2         | 4             | -2               | 320         | 45              | 52                | 7                | 424                | 524                   | -100               |
| 2022-2023      | 2         | 12            | -10              | 404         | 58              | 22                | 14               | 498                | 675                   | -177               |
| <b>Average</b> | <b>3</b>  | <b>8</b>      | <b>-5</b>        | <b>329</b>  | <b>67</b>       | <b>48</b>         | <b>19</b>        | <b>463</b>         | <b>600</b>            | <b>-137</b>        |



### Membership Composition June 2023 Cumulative



### Gender Composition June 2023 Cumulative

